



It's evolution - our new  
fuse switch disconnecter  
**ARS evo**

Based on our long experience in the field of switchgear, we have developed a structurally wellthought-out solution in the form of a fuse switch disconnecter, the **ARS evo**. It is an outstanding product with features such as safety, functionality and flexibility.



## Safety

- stable and safe power distribution network
- parking position
- the fuse link can be released without touching it
- special construction allows better heat dissipation



## Functionality

- easy to install
- non-parallel disconnecter
- 2 versions of switching: single-pole and three-pole



## Flexibility

- retractable handle
- reversibility – top/bottom cable terminal connection
- padlock can be installed in open/closed position

## Versions of ARS evo



ARS 00-1 evo



ARS 00-3 evo



ARS 2-1 evo



ARS 2-6 evo

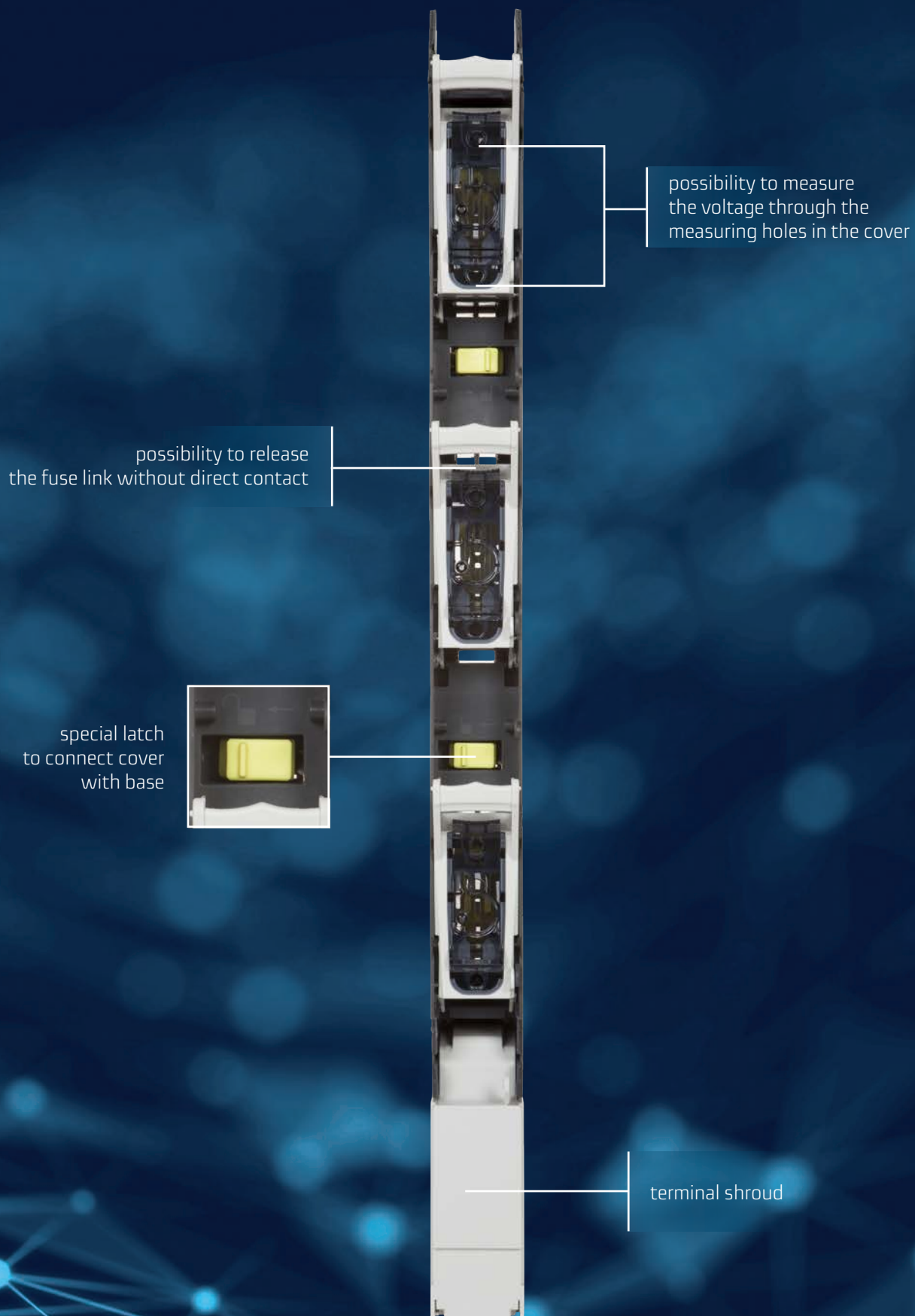


ARS 3-1 evo



ARS 3-6 evo

# ARS 00 evo





**ARS 00-1-M evo**  
single-pole switching

**open position**



**ARS 00-3-M evo**  
three-pole switching

**open position**



**ARS 00-3-M evo**  
three-pole switching

**parking position**





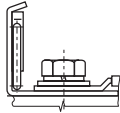
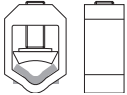
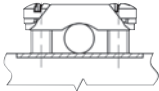
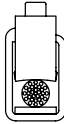
Table 1. Technical data of ARS 00 evo

Parameter	ARS 00 evo	
Rated thermal current $I_{th}=I_n$	A	160
Rated voltage $U_n$	V	690
Utilization category	-	AC-23B AC-22B
Rated operational voltage $U_e$	V	400 690
Rated operational current $I_e$	A	160
Rated short circuit making current	690 V 500 V	kA 80 100
Rated short circuit withstand current	690 V 500 V	kA 80 100
Rated insulation voltage $U_i$	V	1000
Rated impulse withstand voltage $U_{imp}$	kV	8
Rated frequency	Hz	50-60
Mechanical durability	Number of cycles	1600
Electrical durability	Number of cycles	200
IP degree of protection	-	30
Fuse links size	-	00
Max. permis. power loss per fuse-link NH 00	W	12

Table 2. Versions of ARS 00 evo

Fuse switch disconnecter ARS 00 evo – 160 A		Article No.
<b>For installation on 185 mm busbar system; SINGLE-POLE SWITCHING – each phase independently</b>		
ARS 00-1 evo	cable terminals: bridge terminals (S) 4-70 mm <sup>2</sup>	63-500750-601
ARS 00-1-V evo	cable terminals: V-terminals: V-clamps 25-150 SW B	63-500750-602
ARS 00-1-M evo	cable terminals: M8 screw terminals	63-500750-603
ARS 00-1-2T evo	cable terminals: double frame clamp	63-500750-607
<b>For installation on 185 mm busbar system; THREE-POLE SWITCHING – all phases simultaneously</b>		
ARS 00-3 evo	cable terminals: bridge terminals (S) 4-70 mm <sup>2</sup>	63-500750-701
ARS 00-3-V evo	cable terminals: V-terminals: V-clamps 25-150 SW B	63-500750-702
ARS 00-3-M evo	cable terminals: M8 screw terminals	63-500750-703
ARS 00-3-2T evo	cable terminals: double frame clamp	63-500750-707

Table 3. ARS 00 evo terminal clamps

Description	ARS 00-M evo	ARS 00-V evo	ARS 00 evo	ARS 00 2T evo
Clamp	M8 screw*	V-clamp 25-150 SW B	S-bridge clamp 2 x M5 x 20	double frame clamp
Picture of clamp				
Drawing of clamp				
Cross –section of conductors	Conductor with lug terminal max. 185 mm <sup>2</sup>	re ● 16 mm <sup>2</sup> -95 mm <sup>2</sup> se ◆ 25 mm <sup>2</sup> -150 mm <sup>2</sup> rm ⊗ 16 mm <sup>2</sup> -95 mm <sup>2</sup> sm ⊕ 25 mm <sup>2</sup> -120 mm <sup>2</sup>	4-70 mm <sup>2</sup>	4 ÷ 95 mm <sup>2</sup>
Tightening torque	12 Nm**	20 Nm**	3 Nm**	5 Nm**

For stranded conductors using cable ferrules is recommended

\*) bars of maximum width of 20 mm and maximum thickness of 5 mm can be fixed to M type screw terminals

\*\*) using tension wrench is recommended

Aparator takes responsibility for technical quality of V-terminals manufactured only by the company. Minimum tightening torque (M8 screw) for screws fixing fuse switch disconnecter to busbar system – 12 Nm, recommended tightening torque for screws and nuts with property class 8.8 – 21 Nm.

Table 4. Accessories


Description	Article No.	Picture
Extended terminal shroud	51-823245-001	

# ARS evo

retractable handle  
in the single-pole switching version

possibility to release  
the fuse link without direct contact

special screw  
to connect cover  
with base



arc chamber  
with deionization  
plates over upper  
contacts

possibility to measure  
the voltage through the  
measuring holes in the cover



possibility  
to install a  
microswitch

terminal shroud  
integrated with cover





**ARS 2-1-V evo**  
single-pole switching

closed position  
parking position  
open position



**ARS 3-1-M evo**  
single-pole switching

in the closed position  
there is possibility  
to retract the handle



**ARS 2-6-2V evo**  
three-pole switching

open position



**ARS 3-6-M evo**  
three-pole switching

parking position

Table 5. Technical data of ARS 2, 3 evo

Parameter		ARS 2 evo		ARS 3 evo	
Rated thermal current $I_{th}=I_n$	A	400		630	
Rated voltage $U_n$	V	690		690	
Utilization category			single-pole switching	three-pole switching	
			AC 21B/690 V/630 A	AC 22B/690 V/630 A	
		AC 22B/690 V/400 A	AC 22B/500 V/630 A	AC 22B/690 V/630 A	
		AC 23B/400 V/400 A	AC 23B/400 V/630 A	AC 23B/400 V/630 A	
Rated operational voltage $U_e$	V	690		690	
Rated operational current $I_e$	A	400		630	
Rated short circuit making current	kA	120 at 690 V		100 at 690 V	
		120 at 500 V		120 at 500 V	
Rated short circuit withstand current	kA	120 at 690 V		100 at 690 V	
		120 at 500 V		120 at 500 V	
Rated insulation voltage $U_i$	V	1000		1000	
Rated impulse withstand voltage $U_{imp}$	kV	12		12	
Mechanical durability	Number of cycles	1000		1000	
Electrical durability	Number of cycles	200		200	
IP degree of protection	-	30		30	
Fuse link size	-	NH1, NH2		NH1, NH2, NH3	
Max. power dissipation per fuse link	-	NH1 - 32 W, NH2 - 34 W		NH1 - 32 W, NH2 - 48 W, NH3 - 48 W	

Table 6. Versions of ARS 2, 3 evo

Version	Article No.
<b>Fuse switch disconnectors ARS 2 evo – 400 A</b>	
<b>For installation on 185 mm busbar system; SINGLE-POLE SWITCHING – each phase independently</b>	
ARS 2-1-M evo cable terminals: screw terminals: nuts M12/ bolts M12	63-500700-611
ARS 2-1-V evo cable terminals: V-terminals: V-clamps 240 mm <sup>2</sup>	63-500700-612
ARS 2-1-2V evo cable terminals: 2V-terminals: double V-clamps 240 mm <sup>2</sup>	63-500700-613
<b>For installation on 185 mm busbar system; THREE-POLE SWITCHING – all phases simultaneously</b>	
ARS 2-6-M evo cable terminals: screw terminals: nuts M12/ bolts M12	63-500700-711
ARS 2-6-V evo cable terminals: V-terminals: V-clamps 240 mm <sup>2</sup>	63-500700-712
ARS 2-6-2V evo cable terminals: 2V-terminals: double V-clamps 240 mm <sup>2</sup>	63-500700-713
<b>Fuse switch disconnectors ARS evo 3 – 630 A</b>	
<b>For installation on 185 mm busbar system; SINGLE-POLE SWITCHING – each phase independently</b>	
ARS 3-1-M evo cable terminals: screw terminals: nuts M12/ bolts M12	63-500700-621
ARS 3-1-V evo cable terminals: V-terminals: V-clamps 240 mm <sup>2</sup>	63-500700-622
ARS 3-1-2V evo cable terminals: 2V-terminals: double V-clamps 240 mm <sup>2</sup>	63-500700-623
<b>For installation on 185 mm busbar system; THREE-POLE SWITCHING – all phases simultaneously</b>	
ARS 3-6-M evo cable terminals: screw terminals: nuts M12/ bolts M12	63-500700-721
ARS 3-6-V evo cable terminals: V-terminals: V-clamps 240 mm <sup>2</sup>	63-500700-722
ARS 3-6-2V evo cable terminals: 2V-terminals: double V-clamps 240 mm <sup>2</sup>	63-500700-723

Version	Article No.
<b>Fuse switch disconnectors ARS evo 210</b>	
<b>For installation on 210 mm busbar system; SINGLE-POLE SWITCHING – each phase independently</b>	
ARS 2-1-M evo 210 cable terminals: screw terminals: nuts M12/ bolts M12	63-500700-614
ARS 2-1-V evo 210 cable terminals: V-terminals: V-clamps 240 mm <sup>2</sup>	63-500700-615
ARS 2-1-2V evo 210 cable terminals: 2V-terminals: double V-clamps 240 mm <sup>2</sup>	63-500700-616
<b>For installation on 210 busbar system; THREE-POLE SWITCHING – all phases simultaneously</b>	
ARS 2-6-M evo 210 cable terminals: screw terminals: nuts M12/ bolts M12	63-500700-714
ARS 2-6-V evo 210 cable terminals: V-terminals: V-clamps 240 mm <sup>2</sup>	63-500700-715
ARS 2-6-2V evo 210 cable terminals: 2V-terminals: double V-clamps 240 mm <sup>2</sup>	63-500700-716
<b>For installation on 210 mm busbar system; SINGLE-POLE SWITCHING – each phase independently</b>	
ARS 3-1-M evo 210 cable terminals: screw terminals: nuts M12/ bolts M12	63-500700-624
ARS 3-1-V evo 210 cable terminals: V-terminals: V-clamps 240 mm <sup>2</sup>	63-500700-625
ARS 3-1-2V evo 210 cable terminals: 2V-terminals: double V-clamps 240 mm <sup>2</sup>	63-500700-626
<b>For installation on 210 mm busbar system; THREE-POLE SWITCHING – all phases simultaneously</b>	
ARS 3-6-M evo 210 cable terminals: screw terminals: nuts M12/ bolts M12	63-500700-724
ARS 3-6-V evo 210 cable terminals: V-terminals: V-clamps 240 mm <sup>2</sup>	63-500700-725
ARS 3-6-2V evo 210 cable terminals: 2V-terminals: double V-clamps 240 mm <sup>2</sup>	63-500700-726

Table 7. Accessories






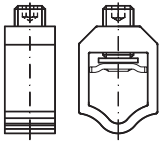
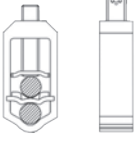
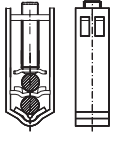

Description	Article No.	Picture
Extended terminal shroud	51-000331-001	
Terminal shroud for top connection	51-500700-109	
Hooked clamps for installation of ARS 2,3 evo on to busbar system without drilled holes. (set - 3 pcs.)	53-001462-004	
NO - normally open microswitch	1115296318T	
NC - normally closed microswitch	1115296319T	

Table 8. ARS 2,3 evo terminal clamps

Description	ARS V evo	ARS 2V evo		ARS M evo
Clamp	V-clamp 35-300SW-B	V-clamp 2/50-300SW-B	V-clamp HS 2/50-240-C*	M-screw M12**
Drawing of clamp				
Cross – section of conductors	V-clamp for direct fixing of conductor with bare end with crosssection of			
	● 35 - 240 mm <sup>2</sup>	● 50 - 240 mm <sup>2</sup>	● 50 - 240 mm <sup>2</sup>	Lug terminal
	◐ 35 - 300 mm <sup>2</sup>	◐ 50 - 300 mm <sup>2</sup>	◐ 50 - 300 mm <sup>2</sup>	
	⊗ 35 - 185 mm <sup>2</sup>	⊗ 50 - 185 mm <sup>2</sup>	⊗ 50 - 185 mm <sup>2</sup>	
◑ 35 - 240 mm <sup>2</sup>	◑ 50 - 240 mm <sup>2</sup>	◑ 50 - 240 mm <sup>2</sup>		
Tightening torque	30 Nm	30 Nm	40 Nm	56 Nm

For stranded conductors using bare end of conductor/lug terminals is recommended

\*) if the fuse switch disconnecter with a 2V-type clamp is to be equipped with a steel V-clamp HS 2/50-240-C, it should be included in the order

\*\*) bars of maximum width of 40 mm and maximum thickness of 8 mm can be fixed to M type screw terminals when protective barrier between phases is installed  
 Apator takes responsibility for technical quality of V-terminals manufactured only by the company. Minimum tightening torque M12 screw for screws fixing fuse switch disconnecter to busbar system – 32 Nm, recommended tightening torque for screws and nuts with property class 8.8 – 56 Nm.

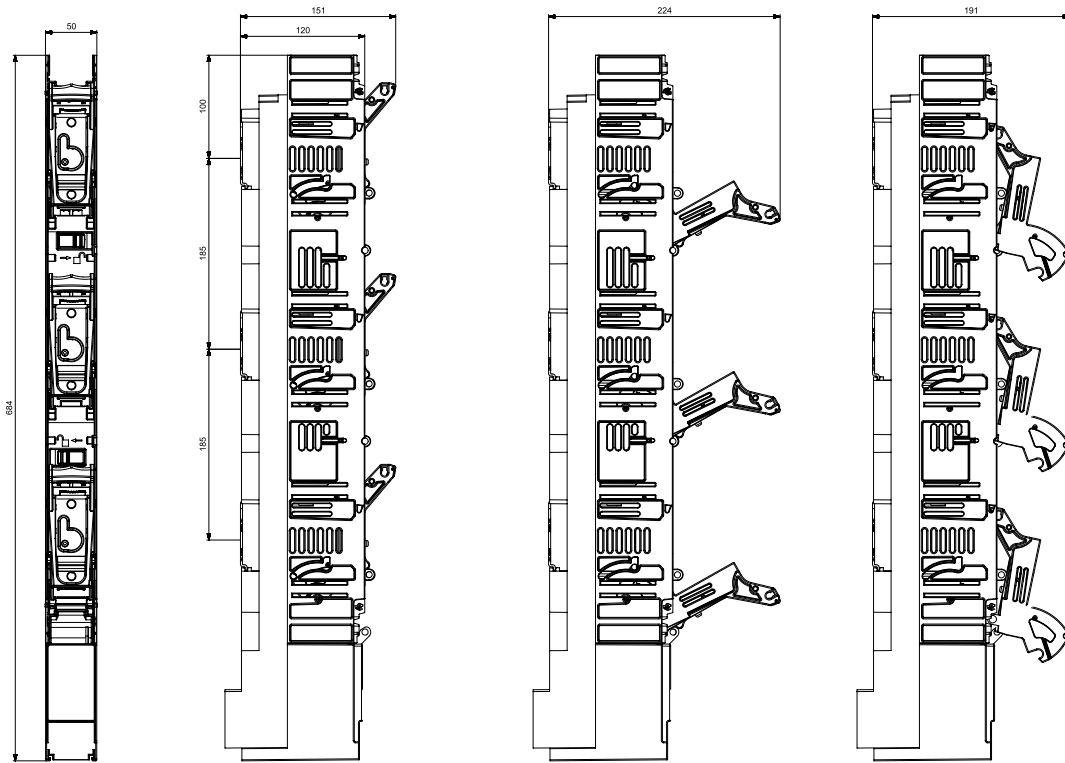
## DIMENSIONS

### ARS 00-1 evo

CLOSED POSITION

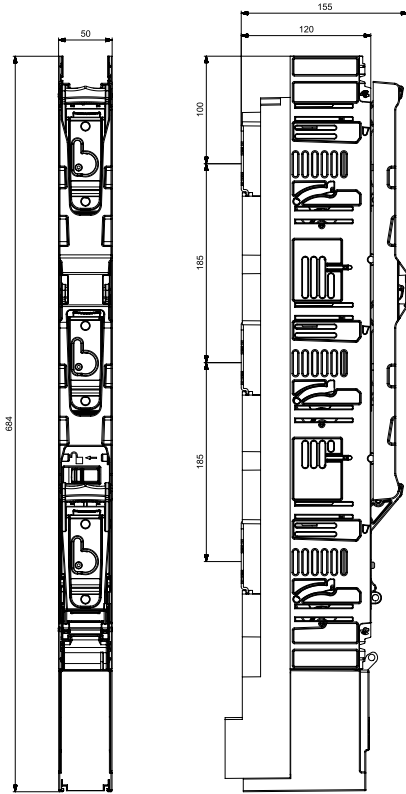
OPEN POSITION

PARKING POSITION

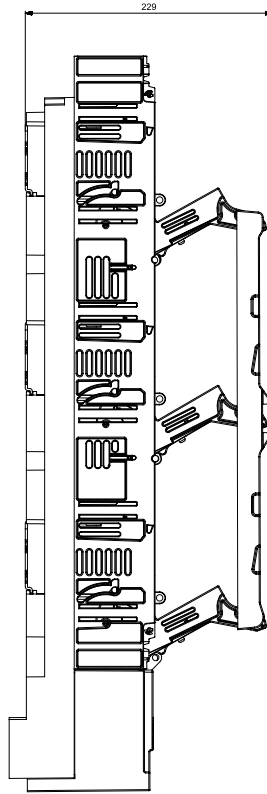


ARS 00-3 evo

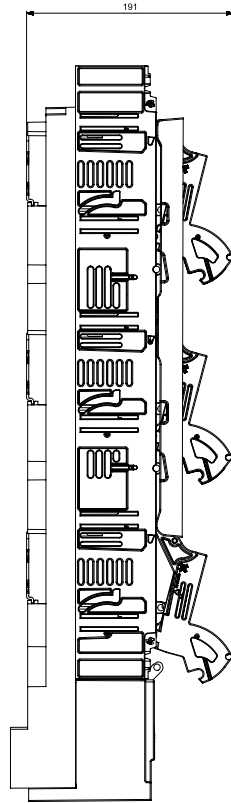
CLOSED POSITION



OPEN POSITION

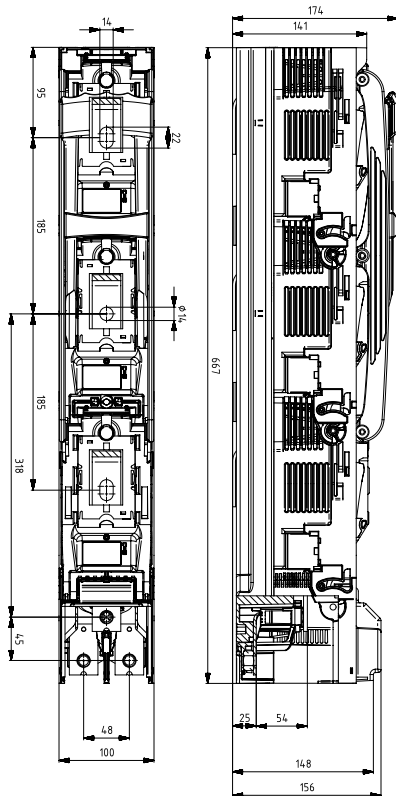


PARKING POSITION

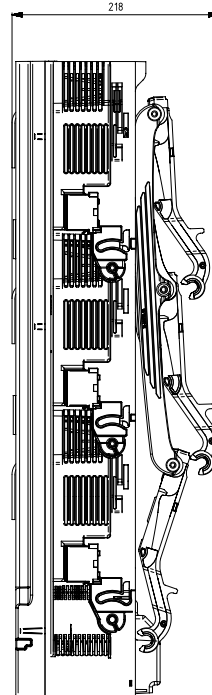


ARS 2-6-M evo, ARS 3-6-M evo

CLOSED POSITION

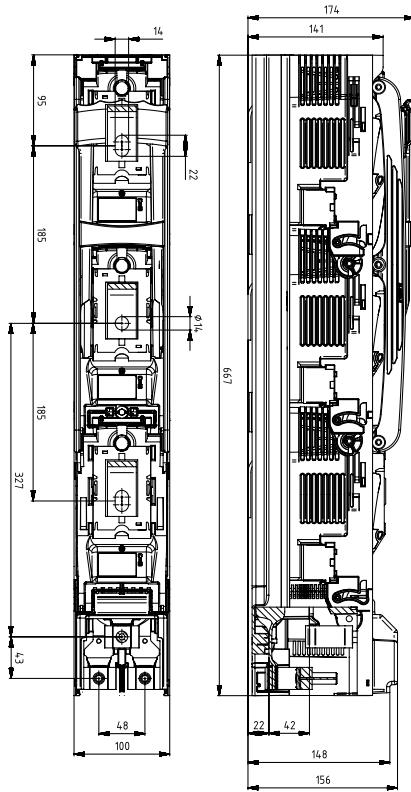


PARKING POSITION

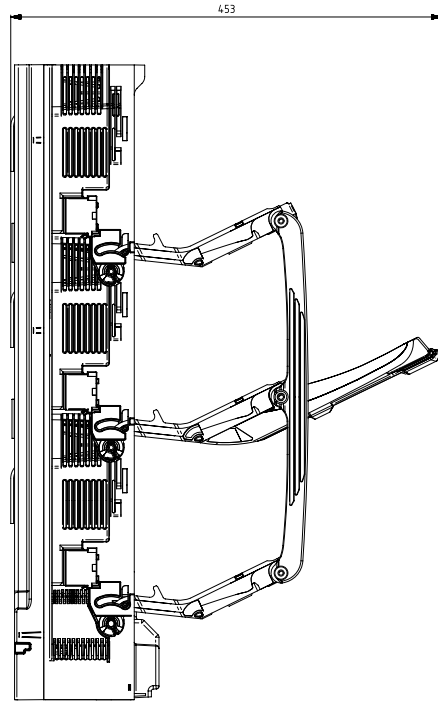


ARS 2-6-V evo, ARS 3-6-V evo

CLOSED POSITION

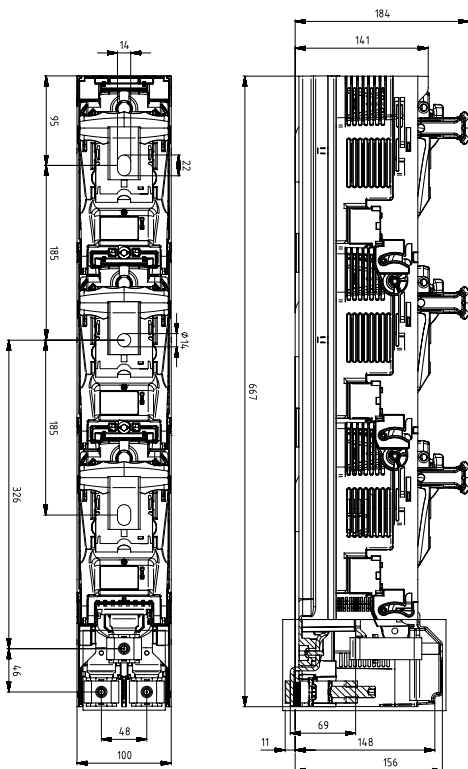


OPEN POSITION

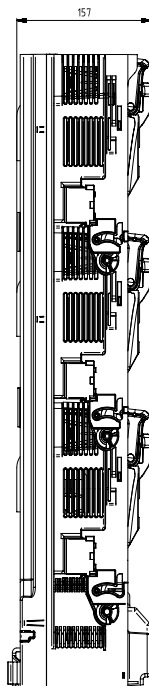


ARS 2-1-2V evo, ARS 3-1-2V evo

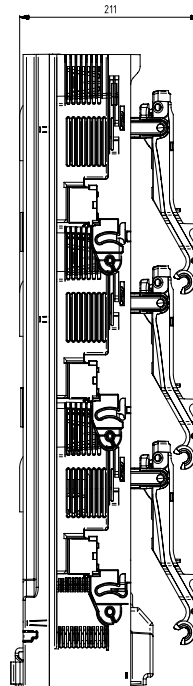
CLOSED POSITION



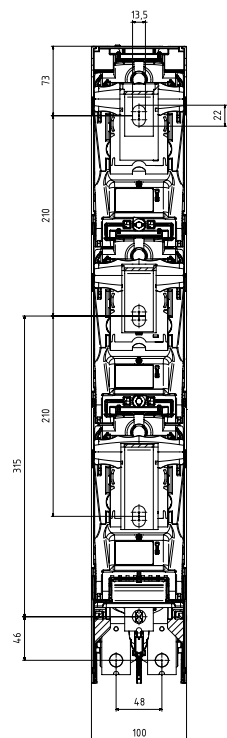
CLOSED POSITION WITH RETRACTABLE HANDLES



PARKING POSITION



ARS 2,3 evo 210



The publication is only for information purposes  
and it is not the offer in understanding of the law

#### KEY ACCOUNT MANAGER

Rafał Kamiński (English, Russian) Central Europe, South East Europe	rafal.kaminski@apator.com	+48 506 009 338
Michael Roclawski (German, English) Germany, Austria, Switzerland	michael.roclawski@apator.com	+48 506 009 339
Krzysztof Zdrojewski (English) Middle East, South America, Asia, Africa	krzysztof.zdrojewski@apator.com	+48 506 009 309
Jevgenijus Samuchovas (Lithuanian, Russian) Eastern Europe, Baltic Countries	jevgenijus.samuchovas@apator.com	+370 62 842709
Josef Kalleder (Romanian, English) Romania, Rep. of Moldova	josef.kalleder@apator.com	+40 74 5267192

#### TECHNICAL SUPPORT

##### Business Development Manager

Łukasz Melkowski (English)	lukasz.melkowski@apator.com	+48 506 009 334
----------------------------	-----------------------------	-----------------



#### APATOR SA

ul. Gdańska 4a, lok C4, 87-100 Toruń, Poland

Correspondence address:

Apator S.A. Centrum

Ostaszewo 57C, 87-148 Łysomice, Poland

e-mail [trade@apator.com](mailto:trade@apator.com)

head office phone +48 56 61 91 494, +48 56 61 91 627, fax +48 56 61 91 295